


KALAHARI PAVER 50mm



DIRECT SALES LINE: 087 997 1200





SPECIFICATIONS	
Class	PB
Coverage	42/m ²
Description	Clay
Application	SX (Exterior Residential) ASTM
Average Compressive Strength	40 Mpa
Mass	2.3 Kg
Size	220mm (length) 110mm (width) 50mm (height)



ADVANTAGES:

- **Natural Fired Clay Colours** – No added pigments which fade over time due to UV exposure.
- **Durable** – Naturally fired clay is extremely durable and hard wearing. Fired clay has very low water absorption, resulting in higher resistance to moss growth and algae build up.
- **Low Maintenance** – Clay pavers resist staining and require less maintenance and cleaning than concrete pavers.
- **Timeless Style** – Clay pavers have a distinct edge in looks and style. An aged, worn brick walkway retains its charm while cracked or chipped concrete looks worn out.
- **Eco-Friendly** – In addition to being made from all natural materials, pavers are frequently salvaged, cleaned, and reused, making them a more sustainable choice.
- **Larger unit size than Industry Standard** (42/m²) vs Standard (50). Less units per m², higher coverage and lower laying cost.



ECO-FRIENDLY FACTS

1. All clay raw material is mined on site, blended with zero waste. Mined areas are rehabilitated to original agricultural state.
2. Where possible, production processes are scheduled for off-peak periods to help reduce demand on the National Electricity Grid.
3. The Plant is automated which means no forklifts are used to move bricks and pavers within the production process, leading to fuel savings and emission reduction.
4. Uniform sizing translates to easier laying and reduced cutting and waste.
5. The favourable geographical location of our factory gives us the advantage to easily and efficiently reach major Cape Town building sites.

CLAY TILE

The Natural Choice®

A member of the Heavy Clay Products Group

Call: 021 884 4589 E-mail: info@claytile.co.za

www.claytile.co.za

